

# UVO® Colorants

UV Resistant Colorants For Epoxy or Urethane Materials



www.smooth-on.com










## PRODUCT OVERVIEW

**UVO® Colorants** are concentrated, **phthalate-free** urethane color pigments that **resist ultra-violet light**. By adding a small amount of **UVO®** to a Smooth-On epoxy, urethane rubber, plastic or foam product, these pigment dispersions will yield opaque castings (vs. SO-Strong color tints that can yield translucent urethane castings). For glowing fluorescent color effects, use **Ignite®** colorants.

**UVO®** colorants are highly concentrated, offer excellent dispersion and consistent color. A very small amount will color a proportionally large amount of liquid epoxy or urethane. One drop will color 1 pint (454 grams) of mixed material. The more you add in proportion to the volume of liquid material, the more dramatic the color effect. Recommended loading range is .01% to 3% of total system weight. Do not overload the liquid system or cure inhibition / oozing may occur.

**User determines amount to add;** If this is your first time adding color to an epoxy or urethane system, you may want to test the color effect by adding a few drops to a small amount of material and observe the outcome. It may take a few test castings to attain the desired color outcome. **Important:** Results may vary depending on UV resistance of epoxy or urethane product.

## UVO® COLORS

				
<b>BLACK</b> Pantone Process Black C	<b>WHITE</b> Pantone White C	<b>BROWN</b> Pantone 168 C	<b>YELLOW</b> Pantone 395 C	<b>VIOLET</b> Pantone 2607 C
				<b>NOTE-All Values Are Approximate</b>
<b>GREEN</b> Pantone 3425 C	<b>ORANGE</b> Pantone 165 C	<b>RED</b> Pantone 1795 C	<b>BLUE</b> Pantone 2747 C	

## PROCESSING RECOMMENDATIONS

To get you started, we offer the following colorant loading levels. Results may vary.

**By Weight Using A Gram Scale:** Add UVO® colorant at a ratio of between 0.01% - 3% of the total weight (Parts A + B mixed) of the material being cast. Concentrations above 1% yield a solid opaque color. Adding more than 3% by weight may cause cure inhibition.

**By Volume Measured In Drops:** Add 10 drops of UVO® per 3 oz (88 ml) of mixed material. If using a translucent material (like Smooth-Cast® 325 or EpoxAcast® 690) you can use 1 drop to maintain translucency of the material.

**Directions For Use:** Store and use at or near 73°F / 23°C. Wear vinyl gloves to prevent skin contact. After dispensing the required amount of material Parts A and B into measuring containers, add colorant to Part B and mix thoroughly. Combine Parts A and B into a mixing container and mix as directed by the product technical bulletin.

**Blending Colors:** Combine different colors on a palette to create a custom color before adding to material as directed above.

Smooth-On offers this color guide as a general reference only and assumes no responsibility for color accuracy or matching. Results will vary from one material to another. The end user is solely responsible for determining color suitability and accuracy. Small scale testing is recommended.



Call Us Anytime With Questions About Your Application.

Toll-free: (800) 381-1733

Fax: (610) 252-6200

The new [www.smooth-on.com](http://www.smooth-on.com) is loaded with information about moldmaking, casting and more.

072114-JR